

2016 Transit Connect Van

Small Van Class
Models: XL, XLT



Transit Connect XLT Van. Frozen White. Available equipment.



STANDARD FEATURES

4-way adjustable steering column
12-volt powerpoint – 1 in front
Air conditioning (manual)
Alternator – 150-amp
Audio – AM/FM stereo with 2 speakers
Cargo doors – Rear, 180° swing-out
Dual sliding side doors
Electric power-assisted steering
Engine – 2.5L DOHC I-4 gas
Front independent MacPherson-strut suspension with stabilizer bar and rear twist-beam

Front-wheel drive (FWD)
Full-size spare wheel and tire
Power door locks with remote entry
Power front windows with one-touch-down feature on driver's side
Seats – 4-way manual driver/4-way manual passenger with fold-flat back
SWB (short wheelbase) or LWB (long wheelbase)
Transmission – 6-speed SelectShift® automatic with overdrive

STANDARD SAFETY & SECURITY

AdvanceTrac® with RSC® (Roll Stability Control™)
Airbags – Driver and front-passenger front and front-seat side, and 1st-row side-curtain
Brakes – 4-wheel disc with Anti-Lock Brake System (ABS)

Collapsible steering column
SecuriLock® Passive Anti-Theft System
Tire Pressure Monitoring System (excludes spare)

AVAILABLE FEATURES

All-weather floor mats
Automatic headlamps
Cornering fog lamps
Cruise control
Daytime running lamps
Dual-zone electronic automatic temperature control
Engine – 1.6L EcoBoost® I-4 gas
Engine block heater
Ford Telematics™ powered by Telogis®¹ – Fleet tracking system
Forward Sensing System
MyKey®
Perimeter Anti-Theft Alarm System
Quickclear™ electric windshield defroster
Rear- and side-door glass options

Rear cargo area light (LED)
Rear liftgate with fixed glass
Rear view camera
Rear-window defroster
Remote Start System
Reverse Sensing System
Spare key fobs (2)
Splash guards
SYNC® with MyFord®
SYNC with MyFord Touch®
Trailer hitch receiver with trailer sway control
Wheels – 16" aluminum

FLEET EXCLUSIVES

65-mph speed limitation
75-mph speed limitation

AVAILABLE PACKAGES²


CNG/LPG Gaseous Engine Prep Package (2.5L only)

Smoker's Package

DIMENSIONS & CAPACITIES

| EXTERIOR (in.) | SWB | LWB |
|---|------------|------------|
| Length | 173.9 | 189.7 |
| Wheelbase | 104.8 | 120.6 |
| Width (excluding mirrors) | 72.2 | 72.2 |
| Height (excluding options) | 72.5 | 72.8 |
| INTERIOR (in.) | | |
| Front | | |
| Head room | 46.9 | 46.9 |
| Shoulder room | 57.7 | 57.7 |
| Hip room | 54.2 | 54.2 |
| Leg room | 41.5 | 41.5 |
| CAPACITIES (cu. ft.) | | |
| Passenger volume | 63.2 | 63.2 |
| Cargo volume – Behind front seat | 103.9 | 128.6 |
| Max. cargo volume (with front-passenger seat folded) | 124.3 | 149.0 |
| Fuel capacity (gal.) | 15.8 | 15.8 |
| Seating | 2 | 2 |
| Payload (max.) (lbs.) | 1,470 | 1,620 |
| Curb weight (max.) (lbs.) | 3,505 | 3,618 |
| GVWR (max.) (lbs.) | 5,020 | 5,270 |
| Turning diameter (curb-to-curb) | 36.1 | 40.0 |

EXTERIOR COLORS³



Frozen White

Race Red

Dark Blue



Silver*

Magnetic*

Shadow Black^{4,5}

*Metallic paint.

INTERIOR COLOR³



Charcoal Black



2016 Transit Cutaway & Chassis Cab

Full-Size Van Class

Models: Transit 250, Transit 350, Transit 350 Heavy-Duty (HD)



Transit 350 HD LWB Chassis Cab. Oxford White. Available and aftermarket upfit equipment.



STANDARD FEATURES

12-volt powerpoints – 1 in instrument panel;
1 in center console
25-gallon fuel tank capacity
Air conditioning (manual)
Alternator – 150-amp
Back-of-cab window (Chassis Cab)
Engine – 3.7L Ti-VCT V6 FFV
Grab handles on A-pillar
Halogen headlamps
Power door locks

Power windows
Remote Keyless Entry System
Roof height – Low roof
Roof marker lamps
Tilt/telescoping steering column
Transmission – 6-speed SelectShift®
automatic with overdrive
Vinyl floor covering – Front only
Windshield wipers – Variable-intermittent

STANDARD SAFETY & SECURITY

3-point safety belts for all seating positions
AdvanceTrac® with RSC®
(Roll Stability Control™)
Airbags – Driver and front-passenger front and
front-seat side
Brakes – 4-wheel disc with Anti-Lock
Brake System (ABS)

Passenger-side airbag cut-off switch
SOS Post-Crash Alert System™
Tire Pressure Monitoring System
(excludes spare, SRW only)

AVAILABLE FEATURES

Additional keys – 2 (4 total)
Alternator – Heavy-duty
Cruise control
Engine – 3.2L Power Stroke® I-5 Turbo Diesel
Engine block heater
Ford SYNC®
Ford Telematics™ powered by Telogis®¹ –
Fleet tracking system
Integrated trailer brake controller (TBC)
Lane-keeping alert
Message center – Level 1
Mirrors – Manually adjustable
(long-arm or short-arm)
Mirrors – Power-adjustable
(long-arm or short-arm)

Mirrors – Power-adjustable, heated with turn
signal indicators (long-arm or short-arm)
MyKey®
SYNC 3 with 6.5" color LCD touch screen with
AppLink™ 911 Assist® and 2 smart-charging
USB ports
Trailer wiring provisions
Upfitter switches (4)
Wheels – 16" aluminum (SRW only)

FLEET EXCLUSIVES

65-mph speed limitation
70-mph speed limitation
75-mph speed limitation
Daytime running lamps

AVAILABLE PACKAGES²

Ambulance Prep Package – Cutaway only (47F)

CNG/LPG Gaseous Engine Prep Package (98C)

Exterior Upgrade Package (18D)

Interior Upgrade Package (96B)

Motorhome Prep Package – Cutaway only (47M)

Multifunctional School Activity Bus Prep Package – Cutaway only (47Q)

Premium Package (96A)

Right-Hand Door Delete Package – Cutaway only (60X)

School Bus Prep Package – Cutaway only (47C)

Shuttle Bus Prep Package – Cutaway only (47S)

DIMENSIONS & CAPACITIES

| | Wheelbase (in.) | Cab to rear axle (CA) (in.) | Rear axle to end of frame (in.) |
|----------------------------------|-----------------|--------------------------------|------------------------------------|
| Transit 250 Cutaway (SRW) | 138.0 | 82.6 | 45.1 |
| Transit 250 Chassis Cab (SRW) | 138.0 | 82.6 | 45.1 |
| Transit 350 HD Cutaway (DRW) | 138.0 | 82.6 | 45.1 |
| Transit 350 HD Chassis Cab (DRW) | 138.0 | 82.6 | 45.1 |
| Transit 250 Cutaway (SRW) | 155.7 | 100.3 | 45.1 |
| Transit 250 Chassis Cab (SRW) | 155.7 | 100.3 | 45.1 |
| Transit 350 Cutaway (SRW) | 155.7 | 100.3 | 45.1 |
| Transit 350 Chassis Cab (SRW) | 155.7 | 100.3 | 45.1 |
| Transit 350 HD Cutaway (DRW) | 155.7 | 100.3 | 45.1 |
| Transit 350 HD Chassis Cab (DRW) | 155.7 | 100.3 | 45.1 |
| Transit 350 HD Cutaway (DRW) | 178.0 | 122.6 | 45.1 |
| Transit 350 HD Chassis Cab (DRW) | 178.0 | 122.6 | 45.1 |

CAPABILITIES³ (lbs.)

| | Driveline | Max. GVWR |
|----------------------------|-----------|-----------|
| Transit 250 Cutaway | SRW | 9,000 |
| Transit 250 Chassis Cab | SRW | 9,000 |
| Transit 350 Cutaway | SRW | 9,500 |
| Transit 350 Chassis Cab | SRW | 9,500 |
| Transit 350 HD Cutaway | DRW | 9,950 |
| Transit 350 HD Chassis Cab | DRW | 9,950 |
| Transit 350 HD Cutaway | DRW | 10,360 |
| Transit 350 HD Chassis Cab | DRW | 10,360 |

ENGINES


3.7L Ti-VCT V6 FFV

3.2L Power Stroke I-5 Turbo Diesel

EXTERIOR COLORS⁴



INTERIOR COLORS⁴



2016 Transit Van

Full-Size Van Class

Models: Transit 150, Transit 250, Transit 350,
Transit 350 Heavy-Duty (HD)



Transit 250 High-Roof LWB Van. Race Red. Available equipment.



STANDARD FEATURES

12-volt powerpoints – 1 in instrument panel;
1 in center console
25-gallon fuel tank capacity
60/40 split side cargo door (Low Roof)
Air conditioning (manual)
Alternator – 150-amp
Engine – 3.7L Ti-VCT V6 FFV
Full-size spare wheel and tire
Grab handles on A-pillar
Halogen headlamps
Mirrors – Power short-arm

Power door locks
Power windows
Remote Keyless Entry System
Sliding passenger-side cargo door
(Medium and High Roof)
Tilt/telescoping steering column
Transmission – 6-speed SelectShift®
automatic with overdrive
Vinyl floor covering – Front and rear
Windshield wipers – Variable-intermittent

STANDARD SAFETY & SECURITY

3-point safety belts for all seating positions
AdvanceTrac® with RSC®
(Roll Stability Control™)
Airbags – Driver and front-passenger front
and front-seat side
Brakes – 4-wheel disc with Anti-Lock
Brake System (ABS)

Rear view camera
SOS Post-Crash Alert System™
Tire Pressure Monitoring System
(excludes spare, SRW only)

AVAILABLE FEATURES

3 lengths: Regular, long and extended length
3 roof heights: Low, medium and high¹
Additional keys – 2 (4 total)
Alternator – Heavy-duty
Cruise control
DRW (dual rear wheels)
Dual sliding side doors
Engine – 3.2L Power Stroke® I-5 Turbo Diesel
Engine – 3.5L EcoBoost® V6 gas
Engine block heater
Floor well illumination
Ford SYNC®
Ford Telematics™ powered by Telogis®² –
Fleet tracking system
Integrated trailer brake controller (TBC)
Lane-keeping alert
Message center – Level 1
Mirrors – Power-adjustable (long-arm)

Mirrors – Power-adjustable, heated with turn
signal indicators (long-arm or short-arm)
MyKey®
Privacy glass
Reverse Sensing System
SecuriLock® Passive Anti-Theft System
SYNC 3 with 6.5" color LCD touch screen with
AppLink™, 911 Assist™ and 2 smart-charging
USB ports
Trailer wiring provisions
Upfitter switches (4)
Wheels – 16" aluminum

FLEET EXCLUSIVES

65-mph speed limitation
70-mph speed limitation
75-mph speed limitation
Daytime running lamps
Mirrors – Manual (long-arm or short-arm)

AVAILABLE PACKAGES³

Ambulance Prep Package (47B)

Cargo Area Load Compartment Lighting Package (LED) (85D)

CNG/LPG Gaseous Engine Prep Package (98C)

Exterior Upgrade Package (18D)

Heavy-Duty Trailer Tow Package (53B)

Interior Upgrade Package (96C)

Load Area Protection Package (96D)

Premium Package (96J)

DIMENSIONS & CAPACITIES

| Roof Type | Wheelbase (in.) | Overall Height (in.) | Overall Length (in.) | Cargo Volume (cu. ft.) |
|-------------------------|-----------------|----------------------|----------------------|------------------------|
| Low Roof | | | | |
| Transit 150 | 129.9 | 83.6 | 219.9 | 246.7 |
| Transit 150 | 147.6 | 83.2 | 237.6 | 277.7 |
| Transit 250 | 129.9 | 83.6 | 219.9 | 246.7 |
| Transit 250 | 147.6 | 83.2 | 237.6 | 277.7 |
| Transit 350 | 147.6 | 83.2 | 237.6 | 277.7 |
| Medium Roof | | | | |
| Transit 150 | 129.9 | 100.8 | 219.9 | 315.2 |
| Transit 150 | 147.6 | 100.7 | 237.6 | 357.1 |
| Transit 250 | 129.9 | 100.8 | 219.9 | 315.2 |
| Transit 250 | 147.6 | 100.7 | 237.6 | 357.1 |
| Transit 350 | 147.6 | 100.7 | 237.6 | 357.1 |
| High Roof | | | | |
| Transit 250 | 147.6 | 110.1 | 237.6 | 404.3 |
| Transit 250 EL | 147.6 | 109.4 | 266.1 | 487.3 |
| Transit 350 | 147.6 | 110.1 | 237.6 | 404.3 |
| Transit 350 EL | 147.6 | 109.4 | 266.1 | 487.3 |
| Transit 350 HD EL (DRW) | 147.6 | 109.4 | 266.1 | 487.3 |

CAPABILITIES⁴ (lbs.)

| | Max. GVWR |
|--|--------------|
| Transit 150 Low Roof | 8,600 |
| Transit 150 Medium Roof | 8,600 |
| Transit 250 Low Roof | 9,000 |
| Transit 250 Medium Roof | 9,000 |
| Transit 250 High Roof | 9,000 |
| Transit 250 High Roof Extended Length | 9,000 |
| Transit 350 Low Roof | 9,500 |
| Transit 350 Medium Roof | 9,500 |
| Transit 350 High Roof | 9,500 |
| Transit 350 High Roof Extended Length | 9,500 |
| Transit 350 HD High Roof Extended Length (DRW) | 9,950/10,360 |

ENGINES

3.7L Ti-VCT V6 FFV


3.5L EcoBoost V6 gas

3.2L Power Stroke I-5 Turbo Diesel

EXTERIOR COLORS⁵



INTERIOR COLORS⁵



2016 Transit Wagon

Full-Size Van Class

Models: Transit 150 XL, Transit 150 XLT, Transit 350 XL,
Transit 350 XLT, Transit 350 Heavy-Duty XL,
Transit 350 Heavy-Duty XLT



Transit 350 XLT High-Roof LWB Wagon. Ingot Silver. Available equipment.



STANDARD FEATURES

12-volt powerpoints – 1 in instrument panel;
1 in center console
25-gallon fuel tank capacity
60/40 split side cargo door (Low Roof)
Air conditioning (manual)
Alternator – Heavy-duty
Engine – 3.7L Ti-VCT V6 FFV
Floor well illumination
Full-size spare wheel and tire
Grab handles on A-pillar
Halogen headlamps
Headliner – Cloth, full-length

STANDARD SAFETY & SECURITY

3-point safety belts for all seating positions
AdvanceTrac® with RSC®
(Roll Stability Control™)
Airbags – Driver and front-passenger front,
front-seat side and side-curtain for all rows
Brakes – 4-wheel disc with Anti-Lock
Brake System (ABS)

AVAILABLE FEATURES

3 lengths: Regular, long and extended length
3 roof heights: Low, Medium and High¹
Additional keys – 2 (4 total)
Auto headlamps (XLT)
Cruise control
DRW (dual rear wheels)
Engine – 3.2L Power Stroke® I-5 Turbo Diesel
Engine – 3.5L EcoBoost® V6 gas
Engine block heater
Ford SYNC®

Ford Telematics™ powered by Telogis®² –
Fleet tracking system
Integrated trailer brake controller (TBC)
Lane-keeping alert
Message center – Level 1
Mirrors – Power-adjustable (long-arm)
Mirrors – Power-adjustable, heated with turn
signal indicators (long-arm or short-arm)

Mirrors – Power short-arm
Power door locks
Power windows
Remote Keyless Entry System
Sliding passenger-side cargo door
(Medium and High Roof)
Solar-tinted windows
Tilt/telescoping steering column
Transmission – 6-speed SelectShift®
automatic with overdrive
Windshield wipers – Variable-intermittent

Rear view camera
SOS Post-Crash Alert System™
Tire Pressure Monitoring System
(excludes spare)

MyKey®
Privacy glass
Reverse Sensing System
SecuriLock® Passive Anti-Theft System
SYNC 3 with 6.5" color LCD touch screen with
AppLink™, 911 Assist® and 2 smart-charging
USB ports
Trailer wiring provisions
Upfitter switches (4)
Wheels – 16" aluminum

FLEET EXCLUSIVES

[65-mph speed limitation](#)
[70-mph speed limitation](#)
[75-mph speed limitation](#)
[Daytime running lamps](#)
[Mirrors – Manual \(long-arm or short-arm\)](#)

AVAILABLE PACKAGES³

Builder's Prep Package (61A)

CNG/LPG Gaseous Engine Prep Package (98C)

Exterior Upgrade Package (18D)

Heavy-Duty Trailer Tow Package (53B)

Recreational Van Prep Package (47D)

DIMENSIONS & CAPACITIES

| Low Roof | Wheelbase (in.) | Overall Height (in.) | Overall Length (in.) | Seating |
|-------------------------|-----------------|----------------------|----------------------|---------|
| Transit 150 | 129.9 | 82.2 | 219.9 | 8/10 |
| Transit 350 | 147.6 | 82.4 | 237.6 | 12/15 |
| Medium Roof | | | | |
| Transit 150 | 129.9 | 98.7 | 219.9 | 8/10 |
| Transit 350 | 147.6 | 99.2 | 237.6 | 12/15 |
| High Roof | | | | |
| Transit 350 | 147.6 | 108.6 | 237.6 | 12/15 |
| Transit 350 HD EL (DRW) | 147.6 | 107.7 | 266.1 | 15 |

CAPABILITIES⁴ (lbs.)

| | Max. GVWR |
|--|-----------|
| Transit 150 Low Roof | 8,550 |
| Transit 150 Medium Roof | 8,550 |
| Transit 350 Low Roof | 9,250 |
| Transit 350 Medium Roof | 9,400 |
| Transit 350 High Roof | 9,400 |
| Transit 350 HD High Roof Extended Length (DRW) | 10,360 |

ENGINES

3.7L Ti-VCT V6 FFV

3.5L EcoBoost V6 gas

3.2L Power Stroke I-5 Turbo Diesel

EXTERIOR COLORS⁵



INTERIOR COLORS⁵

